


This relay module is fitted with polarised signal relays, the polarity selector switch enables easy integration into any relay circuit that previously used the original obsolete non-polarised relays.



An alternative solution for these obsolete relays:

- * Tyco / Axicom MT4
- * Siemens V23104



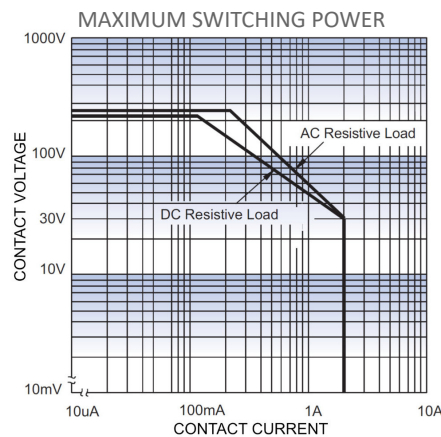
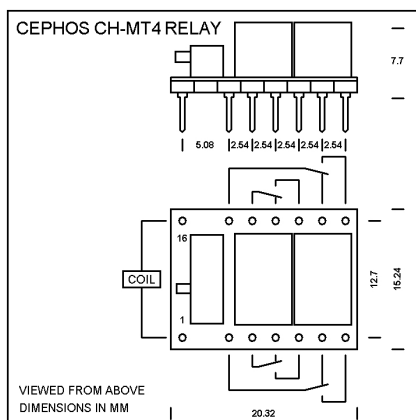
Contact Data	
Contact arrangement	4 pole C/O
Contact resistance	100mΩ max at 10mA / 30mVdc
Contact material	AgNi + Au plated
Contact rating (Res. Load)	1A 30Vdc 0.5A 125Vac
Max. switching current	2A
Max. Switching voltage	250Vac / 220Vdc
Max. Switching power	62.5VA / 60W
Min. Applicable load	10mV 10μA
Mechanical endurance	1 x 10 ⁸ ops
Electrical endurance	1 x 10 ⁵ ops (AgNi + Au plated, 0.5A 125Vac, resistive load, at 40°C, 1s on 9s off)

Coil Data (5V)	
Pick-up voltage Vdc max.	3.75V
Drop-out voltage Vdc min.	0.5V
Coil resistance Ω	89Ω
Nominal power mW	280mW
Max voltage Vdc	7.5V

Coil Data (12V)	
Pick-up voltage Vdc max.	9V
Drop-out voltage Vdc min.	1.2V
Coil resistance Ω	514Ω
Nominal power mW	280mW
Max voltage Vdc	18.0V

Characteristics	
Operate time	3ms max.
Release time	3ms max.
Ambient temperature	-40°C to 85°C
Humidity	5% to 85% RH
Unit weight	3.30g

Coil Data (24V)	
Pick-up voltage Vdc max.	18V
Drop-out voltage Vdc min.	2.4V
Coil resistance Ω	1440Ω
Nominal power mW	400mW
Max voltage Vdc	36.0V



The fitted HFD4 relays meet FCC Part 68, Telecordia and EN60950 / EN41003

SAFETY APPROVAL RATINGS

UL/CUL: 1A 30Vdc at 85°C
2A 30Vdc at 40°C
0.5A 125Vac at 40°C

TUV: 1A 30Vdc at 85°C
0.5A 125Vac at 85°C